


# BoxScore DiceSports .com




## Inning Baseball 2 Quick Start Guide



Thanks for purchasing Inning Baseball  
There are two ways to play the game.

1. Using a dice and the game charts
2. Using the Random Result Generator or Result Cards


1



2



Statistically both games are the same. The random results generator/cards simply replicate the game play process of the charts.



The charts are played in three steps (roll of the dice).

1. Roll for Strikes and Base on Balls
2. Roll for Hits
3. Roll for Runs Batted In (singles, doubles, triples, home runs) or runs through errors.



The Random Results Generator/Cards simply produce whole inning results based on the above steps.

No dice are required.

# BoxScore DiceSports.com Inning Baseball 2 Quick Start Guide

Jason Staben © 2015

The game charts look like this:

1<sup>ST</sup> Roll – Reference the Pitching Tables for Strike Outs and Base on Balls

2<sup>nd</sup> Roll – Reference the Hitting Tables for Hits

3<sup>rd</sup> Roll – Reference the Scoring Tables for runs scored.

Pitcher Count – Reference the Pitcher Count Table to determine when a pitcher is tired and needs to be replaced.

PITCHING	HITTER - PITCHER MATCHUP = (MINUS)						
	1	2	3	4	5	6	
	SO BB	SO BB	SO BB	SO BB	SO BB	SO BB	SO BB
1	1 0	2 0	1 0	1 0	1 0	0 0	0 0
2	2 0	2 0	3 0	2 0	2 1	0 0	0 0
3	1 0	3 0	3 0	1 1	1 1	0 0	0 0
4	1 0	2 0	1 1	0 0	0 1	0 0	0 0
5	1 0	2 1	1 1	0 1	0 0	0 0	0 0
6	0 0	0 0	0 0	0 0	0 0	0 0	2 0

PITCHING	HITTER - PITCHER MATCHUP = (EVEN)						
	1	2	3	4	5	6	
	SO BB	SO BB	SO BB	SO BB	SO BB	SO BB	SO BB
1	1 1	1 0	1 0	1 0	1 0	0 0	0 0
2	1 0	2 0	2 0	2 0	2 1	0 0	0 0
3	1 0	2 0	3 0	1 1	1 1	0 0	0 0
4	1 0	2 0	1 1	0 1	0 1	0 0	0 0
5	1 0	2 1	1 1	0 1	0 1	0 0	0 0
6	0 0	0 0	0 0	0 0	0 0	0 0	1 0

PITCHING	HITTER - PITCHER MATCHUP = (PLUS)						
	1	2	3	4	5	6	
	SO BB	SO BB	SO BB	SO BB	SO BB	SO BB	SO BB
1	1 2	1 0	1 0	1 0	1 0	0 0	0 0
2	1 0	2 0	2 0	1 0	1 1	0 0	0 0
3	1 0	2 0	1 0	1 1	1 1	0 0	0 0
4	1 0	1 0	1 1	0 1	0 1	0 1	0 1
5	1 0	1 1	1 1	0 1	0 1	0 1	0 1
6	0 0	0 0	0 0	0 1	0 1	0 1	0 2

HITTING	HITTER - PITCHER MATCHUP = (MINUS)						
	1	2	3	4	5	6	
	Hits	Hits	Hits	Hits	Hits	Hits	Hits
1	1 H	1 H	1 H	1 H	1 H	0 H	0 H
2	1 H	2 H	1 H	1 H	1 H	0 H	0 H
3	1 H	1 H	1 H	1 H	1 H	0 H	0 H
4	1 H	1 H	1 H	1 H	0 H	0 H	0 H
5	1 H	1 H	1 H	0 H	0 H	0 H	0 H
6	0 H	0 H	0 H	0 H	0 H	0 H	0 H

HITTING	HITTER - PITCHER MATCHUP = (EVEN)						
	1	2	3	4	5	6	
	Hits	Hits	Hits	Hits	Hits	Hits	Hits
1	1 H	1 H	1 H	1 H	1 H	0 H	0 H
2	1 H	3 H	2 H	2 H	1 H	0 H	0 H
3	1 H	2 H	2 H	2 H	1 H	0 H	0 H
4	1 H	2 H	2 H	1 H	1 H	0 H	0 H
5	1 H	1 H	1 H	1 H	1 H	0 H	0 H
6	0 H	0 H	0 H	0 H	0 H	0 H	0 H

HITTING	HITTER - PITCHER MATCHUP = (PLUS)						
	1	2	3	4	5	6	
	Hits	Hits	Hits	Hits	Hits	Hits	Hits
1	1 H	1 H	1 H	1 H	1 H	1 H	1 H
2	1 H	4 H	3 H	2 H	1 H	1 H	1 H
3	1 H	3 H	3 H	2 H	1 H	1 H	1 H
4	1 H	2 H	2 H	3 H	1 H	0 H	0 H
5	1 H	1 H	1 H	1 H	2 H	0 H	0 H
6	1 H	1 H	1 H	0 H	0 H	0 H	0 H

SCORING	NORMAL HITTER	NO STRIKE OUTS						
		1	2	3	4	5	6	
		HR	SGL	SGL	SGL	SGL	0	
1		HR	SGL	SGL	SGL	SGL	0	
2		SGL	HR	DBL	DBL	SGL	0	
3		SGL	DBL	HR	SGL	SGL	0	
4		SGL	DBL	SGL	HR	SGL	0	
5		SGL	SGL	SGL	SGL	HR	0	
6		0	0	0	0	0	0	

1 STRIKE OUT							
	1	2	3	4	5	6	
1	HR	SGL	SGL	SGL	SGL	0	
2	SGL	HR	SGL	SGL	0	0	
3	SGL	SGL	HR	0	0	0	
4	SGL	SGL	0	HR	0	0	
5	SGL	0	0	0	HR	0	
6	0	0	0	0	0	0	

2 STRIKE OUTS							
	1	2	3	4	5	6	
1	HR	SGL	SGL	SGL	0	0	
2	SGL	HR	0	0	0	0	
3	SGL	0	HR	0	0	0	
4	SGL	0	0	HR	0	0	
5	0	0	0	0	HR	0	
6	0	0	0	0	0	0	

3 STRIKE OUTS							
	1	2	3	4	5	6	
1	HR	SGL	0	0	0	0	
2	SGL	HR	0	0	0	0	
3	0	0	HR	0	0	0	
4	0	0	0	HR	0	0	
5	0	0	0	0	HR	0	
6	0	0	0	0	0	0	

SCORING	STAR RATING HITTER *	BASE ON BALLS (NO HITS)						
		1	2	3	4	5	6	
		E	E	E	E	E	E	
1		E	E	E	E	E	E	
2		E	E	E	E	E	E	
3		E	E	0	0	0	0	
4		E	E	0	0	0	0	
5		E	E	0	0	0	0	
6		E	E	0	0	0	0	

No RBI or ER Awarded

SCORING	STAR RATING HITTER *	NO STRIKE OUTS						
		1	2	3	4	5	6	
		HR	SGL	SGL	SGL	SGL	0	
	1	SGL	HR	HR	HR	TPL	0	
	2	SGL	HR	HR	DBL	DBL	0	
	3	SGL	HR	DBL	HR	DBL	0	
	4	SGL	TPL	DBL	DBL	HR	0	
	5	0	0	0	0	0	0	
	6							

1 STRIKE OUT							
	1	2	3	4	5	6	
1	HR	SGL	SGL	SGL	SGL	0	
2	SGL	HR	HR	HR	TPL	0	
3	SGL	HR	HR	0	0	0	
4	SGL	HR	0	HR	0	0	
5	SGL	TPL	0	0	HR	0	
6	0	0	0	0	0	0	

PITCHER COUNT	
1 PP (pitching Point) = 10 Pitches	
No HITS or BBs	1 PP
1 HIT or BB (no runs)	1 PP
1 HIT or BB ( and a run)	2 PP
2 HITS or BBs	2 PP
3 HITS or BBs	3 PP
4 HITS or BBs	4 PP

BoxScore DiceSports.com  
Inning Baseball 2.0

Jason Staben © 2015  
[www.BoxScoreDiceSports.com](http://www.BoxScoreDiceSports.com)

### Pitching Charts in more detail

PITCHING	HITTER - PITCHER MATCHUP = (MINUS)											
	1		2		3		4		5		6	
	SO	BB	SO	BB	SO	BB	SO	BB	SO	BB	SO	BB
1	1	0	2	0	1	0	1	0	1	0	0	0
2	2	0	2	0	3	0	2	0	2	1	0	0
3	1	0	3	0	3	0	1	1	1	1	0	0
4	1	0	2	0	1	1	0	0	0	1	0	0
5	1	0	2	1	1	1	0	1	0	0	0	0
6	0	0	0	0	0	0	0	0	0	0	2	0

HITTER - PITCHER MATCHUP = (EVEN)												
1		2		3		4		5		6		
SO	BB	SO	BB	SO	BB	SO	BB	SO	BB	SO	BB	
1	1	1	1	0	1	0	1	0	1	0	0	0
2	1	0	2	0	2	0	2	0	2	1	0	0
3	1	0	2	0	3	0	1	1	1	1	0	0
4	1	0	2	0	1	1	0	1	0	1	0	0
5	1	0	2	1	1	1	0	1	0	1	0	0
6	0	0	0	0	0	0	0	0	0	0	0	1

HITTER - PITCHER MATCHUP = (PLUS)												
1		2		3		4		5		6		
SO	BB	SO	BB	SO	BB	SO	BB	SO	BB	SO	BB	
1	1	2	1	0	1	0	1	0	1	0	0	0
2	1	0	2	0	2	0	1	0	1	1	0	0
3	1	0	2	0	1	0	1	1	1	1	0	0
4	1	0	1	0	1	1	0	1	0	1	0	1
5	1	0	1	1	1	1	0	1	0	1	0	1
6	0	0	0	0	0	0	0	1	0	1	0	2

1<sup>ST</sup> Roll – Two dice are rolled

The dice can be read in any order (same result).

A key rule of Inning Baseball is that there can only be a maximum of 4 plate appearances per inning. These can be made up of Strike outs, Base on balls, Hits and Outs.

Strikeouts and Base on Balls override Hits, so if a pitcher throws 2 strikeouts and then the hitter rolls 3 hits, 1 hit is cancelled out by the strike outs (to make a maximum of 4 plate appearances).

To determine which chart to reference for a particular match up, you need to subtract the pitcher's skill from the hitter's skill. There will either be a **MINUS**, **EQUAL** or **PLUS** matchup.





### Hitting Charts in more detail

HITTING	HITTER - PITCHER MATCHUP = (MINUS)					
	1	2	3	4	5	6
	Hits	Hits	Hits	Hits	Hits	Hits
1	1 H	1 H	1 H	1 H	1 H	0 H
2	1 H	2 H	1 H	1 H	1 H	0 H
3	1 H	1 H	1 H	1 H	1 H	0 H
4	1 H	1 H	1 H	1 H	0 H	0 H
5	1 H	1 H	1 H	0 H	0 H	0 H
6	0 H	0 H	0 H	0 H	0 H	0 H

HITTING	HITTER - PITCHER MATCHUP = (EVEN)					
	1	2	3	4	5	6
	Hits	Hits	Hits	Hits	Hits	Hits
1	1 H	1 H	1 H	1 H	1 H	0 H
2	1 H	3 H	2 H	2 H	1 H	0 H
3	1 H	2 H	2 H	2 H	1 H	0 H
4	1 H	2 H	2 H	1 H	1 H	0 H
5	1 H	1 H	1 H	1 H	1 H	0 H
6	0 H	0 H	0 H	0 H	0 H	0 H

HITTING	HITTER - PITCHER MATCHUP = (PLUS)					
	1	2	3	4	5	6
	Hits	Hits	Hits	Hits	Hits	Hits
1	1 H	1 H	1 H	1 H	1 H	1 H
2	1 H	4 H	3 H	2 H	1 H	1 H
3	1 H	3 H	3 H	2 H	1 H	1 H
4	1 H	2 H	2 H	3 H	1 H	0 H
5	1 H	1 H	1 H	1 H	2 H	0 H
6	1 H	1 H	1 H	0 H	0 H	0 H

2<sup>nd</sup> Roll – Two dice are rolled

The dice can be read in any order (same result).

These charts represent the maximum number of hits a hitter can get with the remaining plate appearances (not used up by strike outs and base on balls).

In order to score RBIs (Runs Batted In) a player needs at least 1 hit.

Every Hit and Base on Ball represents a runner on base and a chance to score.

Even if a Hitter has no hits, but does have at least one Base on Balls then there is a chance for the team to score on an Error (see Scoring Charts next). A Run on an Error is neither a RBI for the Hitter or an ER (Earned Run) against the pitcher.

To determine which chart to reference for a particular match up, you need to use the same matchup formula you used for the pitching charts (Hitting skill minus Pitcher Skill). With a **MINUS**, **EQUAL** or **PLUS** matchup.

## Scoring Charts in more details

SCORING	NORMAL HITTER	NO STRIKE OUTS						
		1	2	3	4	5	6	
		1	HR	SGL	SGL	SGL	SGL	0
		2	SGL	HR	DBL	DBL	SGL	0
		3	SGL	DBL	HR	SGL	SGL	0
		4	SGL	DBL	SGL	HR	SGL	0
		5	SGL	SGL	SGL	SGL	HR	0
		6	0	0	0	0	0	0
	STAR RATING HITTER *	NO STRIKE OUTS						
		1	2	3	4	5	6	
		1	HR	SGL	SGL	SGL	SGL	0
		2	SGL	HR	HR	HR	TPL	0
		3	SGL	HR	HR	DBL	DBL	0
		4	SGL	HR	DBL	HR	DBL	0
		5	SGL	TPL	DBL	DBL	HR	0
		6	0	0	0	0	0	0

1 STRIKE OUT						
1	2	3	4	5	6	
1	HR	SGL	SGL	SGL	SGL	0
2	SGL	HR	SGL	SGL	0	0
3	SGL	SGL	HR	0	0	0
4	SGL	SGL	0	HR	0	0
5	SGL	0	0	0	HR	0
6	0	0	0	0	0	0

2 STRIKE OUTS						
1	2	3	4	5	6	
1	HR	SGL	SGL	SGL	0	0
2	SGL	HR	0	0	0	0
3	SGL	0	HR	0	0	0
4	SGL	0	0	HR	0	0
5	0	0	0	0	HR	0
6	0	0	0	0	0	0

3 STRIKE OUTS						
1	2	3	4	5	6	
1	HR	SGL	0	0	0	0
2	SGL	HR	0	0	0	0
3	0	0	HR	0	0	0
4	0	0	0	HR	0	0
5	0	0	0	0	HR	0
6	0	0	0	0	0	0

BASE ON BALLS (NO HITS)						
1	2	3	4	5	6	
1	E	E	E	E	E	E
2	E	E	E	E	E	E
3	E	E	0	0	0	0
4	E	E	0	0	0	0
5	E	E	0	0	0	0
6	E	E	0	0	0	0

No RBI or ER Awarded

PITCHER COUNT	
1 PP (pitching Point) = 10 Pitches	
No HITS or BBs	1 PP
1 HIT or BB (no runs)	1 PP
1 HIT or BB ( and a run)	2 PP
2 HITS or BBs	2 PP
3 HITS or BBs	3 PP
4 HITS or BBs	4 PP

BoxScore DiceSports.com  
Inning Baseball 2.0

Jason Staben © 2015

[www.BoxScoreDiceSports.com](http://www.BoxScoreDiceSports.com)

3<sup>rd</sup> Roll – Two dice are rolled  
The dice can be read in any order (same result).

If there is at least one **hit** in an inning, then the hitter has a chance to score a RBI. Combine the hits and Base on balls for the maximum number of runners on base and potential runs that can be scored. (i.e. 2 hits and 1 base on ball = 3 runners on base and a max of 3 potential runs)

The number of strike outs thrown, and whether the hitter has a star rating will determine which table to use. **The tables determine the maximum number of runs that can be scored.**

**SGL**=single (max 1 RBI), **DBL**=Double (Max 2 RBI), **TPL**=Triple (Max 3 RBI), **HR**=Home Run (Max 4 RBI)

When there are no hits, but at least one Base on Ball, the batting team has a chance to score off an error – Refer to the Base on Balls Chart for this.



### Pitcher Count

PITCHER COUNT	
1 PP (pitching Point) = 10 Pitches	
No HITS or BBs	1 PP
1 HIT or BB (no runs)	1 PP
1 HIT or BB ( and a run)	2 PP
2 HITS or BBs	2 PP
3 HITS or BBs	3 PP
4 HITS or BBs	4 PP

		SKILL	AB	H	RBI	HR	SO	BB	PP
1	Brock Holt	8	3	1	1	0	1	0	2
2	Dustin Pedroia	7	4	1	0	0	2	0	3
3	David Ortiz	6*	4	0	0	0	2	0	4
4	Yoenis Cespedes	6	4	1	1	1	2	0	6
5	Mike Napoli	5	4	2	0	0	1	0	7
6	Xander Bogaerts	5	4	0	0	0	0	0	8
7	Will Middlebrooks	0	4	1	1	0	0	0	#

The Pitcher Count allows you to know when a pitcher needs to be replaced.

Each inning, the pitcher **accumulates** pitching points (PP), each pitching point represents 10 pitches.

Once the pitcher reaches or passes their limit they must be replaced.

- Starters need to be replaced when they reach or pass 10 PPs
- Relievers need to be replaced when they reach or pass 2 PPs

*NOTE: One pitcher represents a whole inning (there is no 1/3 or 2/3 inning in this game)*

*You may want to apply custom 'PP' limits to particular players.*





## Inning Baseball 2.0

Houston Astros AT Boston Red Sox GAME **Replay** DATE **Aug 15 2014**

	1	2	3	4	5	6	7	8	9	OT
Houston Astros										
Boston Red Sox										

R	H	E

	SKILL	AB	H	RBI	HR	SO	BB	PP
1	Robbie Grossman	4						
2	Jose Altuve	10						
3	Chris Carter	3*						
4	Dexter Fowler	7						
5	Jason Castro	3						
6	Jon Singleton	0*						
7	Matt Dominguez	2						
8	Jake Marisnick	6						
9	Marwin Gonzalez	7						

	SKILL	AB	H	RBI	HR	SO	BB	PP
1	Brock Holt	8						
2	Dustin Pedroia	7						
3	David Ortiz	6*						
4	Yoenis Cespedes	6						
5	Mike Napoli	5						
6	Xander Bogaerts	5						
7	Will Middlebrooks	0						
8	Jackie Bradley	0						
9	Christian Vazquez	5						

	SKILL	IP	H	ER	HR	SO	BB
S	Dallas Keuchel	0					
R	Jose Veras	0					
R	Tony Sipp	0					
R	Josh Fields	0					
C	Chad Qualls	0					

	SKILL	IP	H	ER	HR	SO	BB
S	Clay Buchholz	1					
R	Edward Mujica	5					
R	Tommy Layne	6					
R	Burke Badenhop	7					
C	Koji Uehara	7					

The following box score has been setup as a replay of the Astros v Red Sox played in Boston on August 15<sup>th</sup>, 2015.

The players skills have been created using the skill finder.

(see Skill Finder Tutorial PDF)

Each player has a **skill** between 0 -10.

Hitters can have an additional **STAR** rating which represents big hitters.



## Inning Baseball 2.0

Houston Astros	AT	Boston Red Sox	GAME	Replay	DATE	Aug 15 2014
----------------	----	----------------	------	--------	------	-------------

	1	2	3	4	5	6	7	8	9	OT
Houston Astros										
Boston Red Sox										

R	H	E

	SKILL	AB	H	RBI	HR	SO	BB	PP
1	Robbie Grossman	4						
2	Jose Altuve	10						
3	Chris Carter	3*						
4	Dexter Fowler	7						
5	Jason Castro	3						
6	Jon Singleton	0*						
7	Matt Dominguez	2						
8	Jake Marisnick	6						
9	Marwin Gonzalez	7						

	SKILL	AB	H	RBI	HR	SO	BB	PP
1	Brock Holt	8						
2	Dustin Pedroia	7						
3	David Ortiz	6*						
4	Yoenis Cespedes	6						
5	Mike Napoli	5						
6	Xander Bogaerts	5						
7	Will Middlebrooks	0						
8	Jackie Bradley	0						
9	Christian Vazquez	5						

	SKILL	IP	H	ER	HR	SO	BB
S	Dallas Keuchel	9					
R	Jose Veras	6					
R	Tony Sipp	5					
R	Josh Fields	5					
C	Chad Qualls	5					

	SKILL	IP	H	ER	HR	SO	BB
S	Clay Buchholz	1					
R	Edward Mujica	5					
R	Tommy Layne	6					
R	Burke Badenhop	7					
C	Koji Uehara	7					

Each Inning is played by one hitter facing one pitcher.  
A hitters skill is matched up against the pitcher. In this case is it Grossman with a skill of 4 vs Buchholz with a very weak skill of 1. **This means Grossman (4) – Buchholz (1) = a PLUS matchup**

We now need to roll 3 times (with 2 dice).

Using the charts we will see the result of this match up between Grossman and Buchholz.

1<sup>st</sup> Roll = Strikeouts and Base on Balls

2<sup>nd</sup> Roll = Hits

3<sup>rd</sup> Roll = Runs Scored.

BoxScore DiceSports.com Inning Baseball 2.0

Houston Astros AT Boston Red Sox GAME Replay DATE Aug 15 2014

	1	2	3	4	5	6	7	8	9	QT	R	H	E
AWAY Houston Astros													
HOME Boston Red Sox													

	SKILL	AB	H	RBI	HR	SO	BB	PP
1 Robbie Grossman	4							
2 Jose Altuve	10							
3 Chris Carter	3*							
4 Dexter Fowler	7							
5 Jason Castro	3							
6 Jon Singleton	0*							
7 Matt Dominguez	2							
8 Jake Marisnick	6							
9 Marwin Gonzalez	7							

	SKILL	AB	H	RBI	HR	SO	BB	PP
1 Brock Holt	8							
2 Dustin Pedroia	7							
3 David Ortiz	6*							
4 Yoenis Cespedes	6							
5 Mike Napoli	5							
6 Xander Bogaerts	5							
7 Will Middlebrooks	0							
8 Jackie Bradley	0							
9 Christian Vazquez	5							

	SKILL	IP	H	ER	HR	SO	BB
S Dallas Keuchel	9						
R Jose Veras	6						
R Tony Sipp	5						
R Josh Fields	5						
C Chad Qualls	5						

	SKILL	IP	H	ER	HR	SO	BB
S Clay Buchholz	1						
R Edward Mujica	5						
R Tommy Layne	6						
R Burke Badenhop	7						
C Koji Uehara	7						

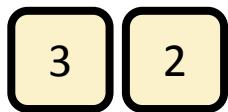


Getting Inning results using charts.  
The Matchup is PLUS

	SKILL	AB	H	RBI	HR	SO	BB	PP	
1	Robbie Grossman	4	4	0	0	2	0	1	1 Brock
2	Jose Altuve	10							2

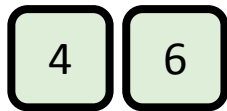
## 2 dice per roll

1<sup>st</sup> Roll



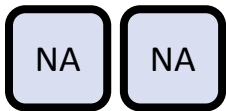
Result is 2 Strikeouts.

2<sup>nd</sup> Roll



Result is Zero Hits.

3<sup>rd</sup> Roll



As there are no runners on base, the scoring roll is not required.

If there were Hits then the **2 Strikeout Table** would have been referenced.

NOTE: Dice can be read in any order (i.e a 4 & 6 is the same as a 6 & 4).

		HITTER - PITCHER MATCHUP = (MINUS)						HITTER - PITCHER MATCHUP = (EVEN)						HITTER - PITCHER MATCHUP = (PLUS)					
		1	2	3	4	5	6	1	2	3	4	5	6	1	2	3	4	5	6
PITCHING	SO BB	SO BB	SO BB	SO BB	SO BB	SO BB	SO BB	SO BB	SO BB	SO BB	SO BB	SO BB	SO BB	SO BB	SO BB	SO BB	SO BB	SO BB	SO BB
	1	1 0	2 0	1 0	1 0	1 0	0 0	1 1	1 0	1 0	1 0	0 0	0 0	1 2	1 0	1 0	1 0	0 0	0 0
	2	2 0	2 0	3 0	2 0	2 1	0 0	2 1	2 0	2 0	2 1	0 0	0 0	2 0	2 0	2 0	1 1	1 0	0 0
	4	1 0	2 0	1 1	0 0	0 1	0 0	1 0	2 0	1 1	0 1	0 0	0 0	1 0	1 1	1 0	1 1	1 0	0 0
	5	1 0	2 1	1 1	0 1	0 0	0 0	1 0	2 1	1 1	0 1	0 0	0 0	1 0	1 1	1 0	1 0	1 0	1 0
	6	0 0	0 0	0 0	0 0	0 0	0 2	0 0	0 0	0 0	0 0	0 0	0 1	0 0	0 0	0 0	0 1	0 1	0 2
HITTING	Hits	Hits	Hits	Hits	Hits	Hits	Hits	Hits	Hits	Hits	Hits	Hits	Hits	Hits	Hits	Hits	Hits	Hits	Hits
	1	1 H	1 H	1 H	1 H	1 H	0 H	1 H	1 H	1 H	1 H	0 H	0 H	1 H	1 H	1 H	1 H	1 H	1 H
	2	1 H	0 H	1 H	1 H	1 H	0 H	1 H	3 H	2 H	2 H	1 H	0 H	1 H	4 H	3 H	2 H	1 H	1 H
	3	1 H	1 H	1 H	1 H	1 H	0 H	1 H	1 H	2 H	2 H	1 H	0 H	1 H	1 H	3 H	2 H	1 H	1 H
	4	1 H	1 H	1 H	1 H	0 H	0 H	1 H	1 H	2 H	0 H	1 H	0 H	1 H	1 H	2 H	3 H	1 H	0 H
	5	1 H	1 H	1 H	0 H	0 H	0 H	1 H	1 H	1 H	1 H	1 H	0 H	1 H	1 H	1 H	1 H	2 H	0 H
SCORING	NO STRIKE OUTS	1	2	3	4	5	6	1	2	3	4	5	6	1	2	3	4	5	6
	HR	SGL	SGL	SGL	SGL	SGL	0	HR	SGL	SGL	SGL	SGL	0	HR	SGL	0	0	0	0
	2	SGL	HR	DBL	DBL	SGL	0	2	SGL	HR	SGL	SGL	0	2	SGL	HR	0	0	0
	3	SGL	DBL	HR	SGL	SGL	0	3	SGL	SGL	HR	0	0	3	0	HR	0	0	0
	4	SGL	DBL	SGL	HR	SGL	0	4	SGL	SGL	0	HR	0	4	0	0	HR	0	0
	5	SGL	SGL	SGL	SGL	HR	0	5	SGL	0	0	0	HR	5	0	0	0	HR	0
STAR RATING HITTER *	NO STRIKE OUTS	1	2	3	4	5	6	1	2	3	4	5	6	1	2	3	4	5	6
	HR	SGL	SGL	SGL	SGL	SGL	0	HR	SGL	SGL	SGL	SGL	0	HR	SGL	0	0	0	0
	2	SGL	HR	HR	HR	TPL	0	2	SGL	HR	HR	HR	TPL	2	SGL	HR	0	0	0
	3	SGL	HR	HR	DBL	DBL	0	3	SGL	HR	HR	0	0	3	0	HR	0	0	0
	4	SGL	HR	DBL	HR	DBL	0	4	SGL	HR	0	HR	0	4	0	0	HR	0	0
	5	SGL	TPL	DBL	DBL	HR	0	5	SGL	TPL	0	0	HR	5	0	0	0	HR	0
		6	0	0	0	0	0	6	0	0	0	0	0	6	0	0	0	0	0
		PITCHER COUNT						BASE ON BALLS (NO HITS)											
		1 PP (Pitching Point) = 10 Pitches						1 E E E E E E											
		No HITS or BBs 1 PP						2 E E E E E E											
		1 HIT or BB (no runs) 1 PP						3 E E 0 0 0 0											
		1 HIT or BB (and a run) 2 PP						4 E E 0 0 0 0											
		2 HITS or BBs 2 PP						5 E E 0 0 0 0											
		3 HITS or BBs 3 PP						6 E E 0 0 0 0											
		4 HITS or BBs 4 PP																	

With 0 Hits or BBs  
Buchholz has 1 PPs  
(10 pitches)



The results are written into the box score and the Astro's first inning is completed.



## Inning Baseball 2.0

Houston Astros

AT

Boston Red Sox

GAME

Replay

DATE

Aug 15 2014

	1	2	3	4	5	6	7	8	9	OT
AWAY	Houston Astros	0								
HOME	Boston Red Sox									

	R	H	F
	0	0	0

R	H	E
0	0	0

	SKILL	AB	H	RBI	HR	SO	BB	PP	
1	Robbie Grossman	4	4	0	0	0	2	0	1
2	Jose Altuve	10							
3	Chris Carter	3*							
4	Dexter Fowler	7							
5	Jason Castro	3							
6	Jon Singleton	0*							
7	Matt Dominguez	2							
8	Jake Marisnick	6							
9	Marwin Gonzalez	7							

	SKILL	AB	H	RBI	HR	SO	BB	PP
1	Brock Holt	8						
2	Dustin Pedroia	7						
3	David Ortiz	6*						
4	Yoenis Cespedes	6						
5	Mike Napoli	5						
6	Xander Bogaerts	5						
7	Will Middlebrooks	0						
8	Jackie Bradley	0						
9	Christian Vazquez	5						

		SKILL	IP	H	ER	HR	SO	BB	
S	Dallas Keuchel	9							
R	Jose Veras	6							
R	Tony Sipp	5							
R	Josh Fields	5							
C	Chad Qualls	5							

	SKILL	IP	H	ER	HR	SO	BB
S	Clay Buchholz	1					
R	Edward Mujica	5					
R	Tommy Layne	6					
R	Burke Badenhop	7					
C	Koji Uehara	7					

Here is the same result using the Random Results Generator

Inning Baseball 2.0								
Random Result Generator								
	AB	H	RBI	HR	SO	BB	PP	
+	4	0	0*	0*	2	0	1	
=	4	0	0*	0*	2	0	1	
-	4	0	0*	0*	2	0	1	

Jason Staben © 2015  
www.BoxScoreDiceSports.com

Create a Random Result

Clear Result



# Inning Baseball 2

Jason Staben © 2015

## Quick Start Guide

Jason Staben © 2015

## Bottom of the First.

Holt (8) v Keuchel (9)

In this match up the pitcher **Keuchel (9)** has a higher skill level than the hitter **Holt (8)**. Holt 8 minus Keuchel 9 = **MINUS** matchup.

# Inning Baseball 2.0

Houston Astros

AT

Boston Red Sox

GAME

Replay

DATE

Aug 15 2014

	1	2	3	4	5	6	7	8	9	OT
Houston Astros	0									
Boston Red Sox										

	R	H	E
Houston Astros	0	0	0
Boston Red Sox			

	SKILL	AB	H	RBI	HR	SO	BB	PP
1 Robbie Grossman	4	4	0	0	0	2	0	1
2 Jose Altuve	10							
3 Chris Carter	3*							
4 Dexter Fowler	7							
5 Jason Castro	3							
6 Jon Singleton	0*							
7 Matt Dominguez	2							
8 Jake Marisnick	6							
9 Marwin Gonzalez	3							

	SKILL	AB	H	RBI	HR	SO	BB	PP
1 Brock Holt	8							
2 Dustin Pedroia	7							
3 David Ortiz	6*							
4 Yoenis Cespedes	6							
5 Mike Napoli	5							
6 Xander Bogaerts	5							
7 Will Middlebrooks	0							
8 Jackie Bradley	0							
9 Christian Vazquez	5							

	SKILL	IP	H	ER	HR	SO	BB
S Dallas Keuchel	9						
R Jose Veras	6						
R Tony Sipp	5						
R Josh Fields	5						
C Chad Qualls	5						

	SKILL	IP	H	ER	HR	SO	BB
S Clay Buchholz	1						
R Edward Mujica	5						
R Tommy Layne	6						
R Burke Badenhop	7						
C Koji Uehara	7						





Getting Inning results using charts.

The Matchup is **MINUS**

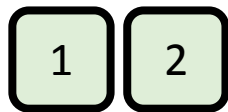
## 2 dice per roll

1<sup>st</sup> Roll



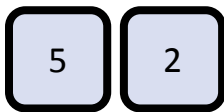
Result is 1 Base on Balls.

2<sup>nd</sup> Roll



Result is 1 Hit.

3<sup>rd</sup> Roll



With no Strikeouts, we reference the 1<sup>st</sup> table.

Result is a single & 1 RBI.

NOTE: Dice can be read in any order (i.e a 4 & 6 is the same as a 6 & 4).

	SKILL	AB	H	BB	HR	SO	BB	PP
1 Brock Holt	8	3	1	1	0	0	1	2
2 Dustin Pedroia	7							

**HITTER - PITCHER MATCHUP = (MINUS)**

	1	2	3	4	5	6
SO	BB	SO	BB	SO	BB	SO
BB	SO	BB	SO	BB	SO	BB
1	1	0	2	0	1	0
2	2	0	2	0	3	0
3	1	0	3	0	3	0
4	1	0	2	0	1	1
5	1	0	2	0	1	1
6	0	0	0	0	0	0

**HITTER - PITCHER MATCHUP = (EVEN)**

	1	2	3	4	5	6
SO	BB	SO	BB	SO	BB	SO
BB	SO	BB	SO	BB	SO	BB
1	1	1	1	0	1	0
2	1	0	2	0	2	0
3	1	0	2	0	3	0
4	1	0	2	0	1	1
5	1	0	2	0	1	1
6	0	0	0	0	0	0

**HITTER - PITCHER MATCHUP = (PLUS)**

	1	2	3	4	5	6
SO	BB	SO	BB	SO	BB	SO
BB	SO	BB	SO	BB	SO	BB
1	1	2	1	0	1	0
2	1	0	2	0	2	0
3	1	0	2	0	1	0
4	1	0	1	0	1	1
5	1	0	1	0	1	1
6	0	0	0	0	0	0

**HITTER - PITCHER MATCHUP = (MINUS)**

	1	2	3	4	5	6
Hits	Hits	Hits	Hits	Hits	Hits	Hits
1	1	H	1	H	1	H
2	1	H	1	H	1	H
3	1	H	1	H	1	H
4	1	H	1	H	1	H
5	1	H	1	H	1	H
6	0	H	0	H	0	H

**HITTER - PITCHER MATCHUP = (EVEN)**

	1	2	3	4	5	6
Hits	Hits	Hits	Hits	Hits	Hits	Hits
1	1	H	1	H	1	H
2	1	H	3	H	2	H
3	1	H	2	H	2	H
4	1	H	2	H	1	H
5	1	H	1	H	1	H
6	0	H	0	H	0	H

**HITTER - PITCHER MATCHUP = (PLUS)**

	1	2	3	4	5	6
Hits	Hits	Hits	Hits	Hits	Hits	Hits
1	1	H	1	H	1	H
2	1	H	4	H	3	H
3	1	H	3	H	3	H
4	1	H	2	H	3	H
5	1	H	1	H	1	H
6	1	H	1	H	0	H

**NO STRIKE OUTS**

	1	2	3	4	5	6
HR	SGL	SGL	SGL	SGL	SGL	0
SGL	HR	DBL	DBL	SGL	0	0
SGL	DBL	HR	SGL	SGL	0	0
SGL	DBL	SGL	HR	SGL	0	0
SGL	0	0	0	0	0	0
0	0	0	0	0	0	0

**1 STRIKE OUT**

	1	2	3	4	5	6
HR	SGL	SGL	SGL	SGL	SGL	0
SGL	HR	SGL	SGL	0	0	0
SGL	SGL	HR	0	0	0	0
SGL	0	0	0	HR	0	0
0	0	0	0	0	0	0
0	0	0	0	0	0	0

**2 STRIKE OUTS**

	1	2	3	4	5	6
HR	SGL	SGL	SGL	0	0	0
SGL	HR	0	0	0	0	0
SGL	0	HR	0	0	0	0
SGL	0	0	0	HR	0	0
0	0	0	0	0	0	0
0	0	0	0	0	0	0

**3 STRIKE OUTS**

	1	2	3	4	5	6
HR	SGL	0	0	0	0	0
SGL	HR	0	0	0	0	0
0	0	HR	0	0	0	0
0	0	0	HR	0	0	0
0	0	0	0	HR	0	0
0	0	0	0	0	HR	0

**BASE ON BALLS (NO HITS)**

	1	2	3	4	5	6
E	E	E	E	E	E	E
E	E	E	E	E	E	E
E	E	0	0	0	0	0
E	E	0	0	0	0	0
E	E	0	0	0	0	0
E	E	0	0	0	0	0

**NO STRIKE OUTS**

	1	2	3	4	5	6
HR	SGL	SGL	SGL	SGL	SGL	0
SGL	HR	HR	HR	TPL	0	0
SGL	HR	HR	DBL	DBL	0	0
SGL	HR	DBL	HR	DBL	0	0
SGL	TPL	DBL	DBL	HR	0	0
0	0	0	0	0	0	0

**1 STRIKE OUT**

	1	2	3	4	5	6
HR	SGL	SGL	SGL	SGL	SGL	0
SGL	HR	HR	HR	TPL	0	0
SGL	HR	HR	0	0	0	0
SGL	HR	0	0	HR	0	0
SGL	TPL	0	0	0	HR	0
0	0	0	0	0	0	0

**PITCHER COUNT**

1 PP (pitching Point) = 10 Pitches

No HITS or BBs	1 PP
1 HIT or BB (no runs)	1 PP
1 HIT or BB (and a run)	2 PP
2 HITS or BBs	2 PP
3 HITS or BBs	3 PP
4 HITS or BBs	4 PP

With 2 Hits or BBs  
Keuchel has 2 PPs  
(20 pitches)



The results are written into the box score and the Red Sox first inning is completed.

Houston Astros		AT	Boston Red Sox		GAME	Replay	DATE	Aug 15 2014
----------------	--	----	----------------	--	------	--------	------	-------------

	1	2	3	4	5	6	7	8	9	OT
Houston Astros	0									
Boston Red Sox	1									

	R	H	E
Houston Astros	0	0	0
Boston Red Sox	1	1	0

	SKILL	AB	H	RBI	HR	SO	BB	PP
1 Robbie Grossman	4	4	0	0	0	2	0	1
2 Jose Altuve	10							
3 Chris Carter	3*							
4 Dexter Fowler	7							
5 Jason Castro	3							
6 Jon Singleton	0*							
7 Matt Dominguez	2							
8 Jake Marisnick	6							
9 Marwin Gonzalez	7							

	SKILL	AB	H	RBI	HR	SO	BB	PP
1 Brock Holt	8	3	1	1	0	0	1	2
2 Dustin Pedroia	7							
3 David Ortiz	6*							
4 Yoenis Cespedes	6							
5 Mike Napoli	5							
6 Xander Bogaerts	5							
7 Will Middlebrooks	0							
8 Jackie Bradley	0							
9 Christian Vazquez	5							

	SKILL	IP	H	ER	HR	SO	BB
S Dallas Keuchel	9						
R Jose Veras	6						
R Tony Sipp	5						
R Josh Fields	5						
C Chad Qualls	5						

	SKILL	IP	H	ER	HR	SO	BB
S Clay Buchholz	1						
R Edward Mujica	5						
R Tommy Layne	6						
R Burke Badenhop	7						
C Koji Uehara	7						

Here is the same result using the Random Results Generator

### Inning Baseball 2.0

Random Result Generator

	AB	H	RBI	HR	SO	BB	PP
+	3	1	1 1*	0 0*	0	1	2
=	3	1	1 1*	0 0*	0	1	2
-	3	1	1 1*	0 0*	0	1	2

Jason Staben © 2015  
www.BoxScoreDiceSports.com

Create a Random Result

Clear Result



1<sup>st</sup> Roll

1 6

Result is no Strikeouts or BBs.

HITTER - PITCHER MATCHUP = (PLUS)											
	1	2	3	4	5	6					
	SO	BB	SO	BB	SO	BB	SO	BB	SO	BB	SO
1	1	2	1	0	1	0	1	0	1	0	0
2	1	0	2	0	2	0	1	0	1	1	0
3	1	0	2	0	1	0	1	1	1	1	0
4	1	0	1	0	1	1	0	1	1	0	1
5	1	0	1	1	1	1	0	1	0	1	0
6	0	0	0	0	0	0	1	0	1	0	2

2<sup>nd</sup> Roll

3 2

Result is 3 Hits.

HITTER - PITCHER MATCHUP = (PLUS)											
	1	2	3	4	5	6					
	Hits	Hits	Hits	Hits	Hits	Hits					
1	1 H	1 H	1 H	1 H	1 H	1 H					
2	1 H	4 H	3 H	2 H	1 H	1 H					
3	1 H	3 H	3 H	2 H	1 H	1 H					
4	1 H	2 H	2 H	3 H	1 H	0 H					
5	1 H	1 H	1 H	1 H	2 H	0 H					
6	1 H	1 H	1 H	0 H	0 H	0 H					

3<sup>rd</sup> Roll

4 4

Reference no strikeouts table = Home Run (As there are three runners on base 3 RBIs are scored!)

NO STRIKE OUTS											
	1	2	3	4	5	6					
	HR	SGL	SGL	SGL	SGL	0					
1	HR	SGL	SGL	SGL	SGL	0					
2	SGL	HR	DBL	DBL	SGL	0					
3	SGL	DBL	HR	SGL	SGL	0					
4	SGL	DBL	SGL	HR	SGL	0					
5	SGL	SGL	SGL	SGL	HR	0					
6	0	0	0	0	0	0					

Houston Astros

AT

Boston Red Sox

GAME

Replay

DATE

Aug 15 2014

	1	2	3	4	5	6	7	8	9	OT
Houston Astros	0	3								
Boston Red Sox	1									

	SKILL	AB	H	RBI	HR	SO	BB	PP		SKILL	AB	H	RBI	HR	SO	BB	PP		
1	Robbie Grossman	4	4	0	0	0	2	0	1	1	Brock Holt	8	3	1	1	0	1	0	2
2	Jose Altuve	10	4	3	3	1	0	0	4	2	Dustin Pedroia	7							
3	Chris Carter	3*								3	David Ortiz	6*							
4	Dexter Fowler	7								4	Yoenis Cespedes	6							
5	Jason Castro	3								5	Mike Napoli	5							
6	Jon Singleton	0*								6	Xander Bogaerts	5							
7	Matt Dominguez	2								7	Will Middlebrooks	0							
8	Jake Marisnick	6								8	Jackie Bradley	0							
9	Marwin Gonzalez	7								9	Christian Vazquez	5							

	SKILL	IP	H	ER	HR	SO	BB
S	Dallas Keuchel	9					
R	Jose Veras	6					
R	Tony Sipp	5					
R	Josh Fields	5					
C	Chad Qualls	5					

Pitcher Count

3 Hits or BBs = 3PP

#### PITCHER COUNT

1 PP (pitching Point) = 10 Pitches

No HITS or BBs	1 PP
1 HIT or BB (no runs)	1 PP
1 HIT or BB ( and a run)	2 PP
2 HITS or BBs	2 PP
3 HITS or BBs	3 PP
4 HITS or BBs	4 PP



**Bottom of the Second.**  
Pedroia (7) v Keuchel (9)

Match up is **MINUS**

1<sup>st</sup> Roll

4 2

Result is 2 Strike outs.

HITTER - PITCHER MATCHUP = (MINUS)											
	1	2	3	4	5	6					
	SO	BB	SO	BB	SO	BB	SO	BB	SO	BB	SO
1	1	0	2	0	1	0	1	0	1	0	0
2	2	0	2	0	3	0	2	0	2	1	0
3	1	0	2	0	3	0	1	1	1	1	0
4	1	0	2	0	1	1	0	0	0	1	0
5	1	0	2	1	1	1	0	1	0	0	0
6	0	0	0	0	0	0	0	0	0	2	0

2<sup>nd</sup> Roll

3 5

Result is 1 Hit.

HITTER - PITCHER MATCHUP = (MINUS)											
	1	2	3	4	5	6					
	Hits	Hits	Hits	Hits	Hits	Hits					
1	1	H	1	H	1	H	1	H	1	H	0
2	1	H	1	H	1	H	1	H	1	H	0
3	1	H	1	H	1	H	1	H	1	H	0
4	1	H	1	H	1	H	1	H	1	H	0
5	1	H	1	H	1	H	1	H	1	H	0
6	0	H	0	H	0	H	0	H	0	H	0

3<sup>rd</sup> Roll

6 2

Reference the 2  
strike outs table =  
No run scored

2 STRIKE OUTS											
	1	2	3	4	5	6					
1	HR	SGL	SGL	SGL	0	0					
2	SGL	HR	0	0	0	0					
3	SGL	0	HR	0	0	0					
4	SGL	0	0	HR	0	0					
5	0	0	0	0	HR	0					
6	0	0	0	0	0	0					

Houston Astros AT Boston Red Sox GAME Replay DATE Aug 15 2014

	1	2	3	4	5	6	7	8	9	OT		R	H	E
Houston Astros	0	3										3	3	0
Boston Red Sox	1	0										1	2	0

		SKILL	AB	H	RBI	HR	SO	BB	PP			SKILL	AB	H	RBI	HR	SO	BB	PP
1	Robbie Grossman	4	4	0	0	0	2	0	1	1	Brock Holt	8	3	1	1	0	1	0	2
2	Jose Altuve	10	4	3	3	1	0	0	4	2	Dustin Pedroia	7	4	1	0	0	2	0	3
3	Chris Carter	3*								3	David Ortiz	6*							
4	Dexter Fowler	7								4	Yoenis Cespedes	6							
5	Jason Castro	3								5	Mike Napoli	5							
6	Jon Singleton	0*								6	Xander Bogaerts	5							
7	Matt Dominguez	2								7	Will Middlebrooks	0							
8	Jake Marisnick	6								8	Jackie Bradley	0							
9	Marwin Gonzalez	7								9	Christian Vazquez	5							

	SKILL	IP	H	ER	HR	SO	BB		SKILL	IP	H	ER	HR	SO	BB
S	Dallas Keuchel	9							S	Clay Buchholz	1				
R	Jose Veras	6							R	Edward Mujica	5				
R	Tony Sipp	5							R	Tommy Layne	6				
R	Josh Fields	5							R	Burk					
C	Chad Qualls	5							C	Koji					

Pitcher Count

1 Hits or BBs with  
no run = 1PP

PITCHER COUNT	
1 PP (pitching Point) = 10 Pitches	
No HITS or BBs	1 PP
1 HIT or BB (no runs)	1 PP
1 HIT or BB ( and a run)	2 PP
2 HITS or BBs	2 PP
3 HITS or BBs	3 PP
4 HITS or BBs	4 PP



1<sup>st</sup> Roll

5 6

Result is 1 Base on  
Balls.

HITTER - PITCHER MATCHUP = (PLUS)											
	1	2	3	4	5	6					
SO BB	SO BB	SO BB	SO BB	SO BB	SO BB	SO BB					
1	1 2	1 0	1 0	1 0	1 0	0 0					
2	1 0	2 0	2 0	1 0	1 1	0 0					
3	1 0	2 0	1 0	1 1	1 1	0 0					
4	1 0	1 0	1 1	0 1	0 1	0 1					
5	1 0	1 1	1 1	0 1	0 1	0 1					
6	0 0	0 0	0 0	0 1	0 1	0 1					

2<sup>nd</sup> Roll

2 2

Result is 3 Hits.  
(BB overrides hits)

HITTER - PITCHER MATCHUP = (PLUS)											
	1	2	3	4	5	6					
Hits	Hits	Hits	Hits	Hits	Hits	Hits					
1	1 H	1 H	1 H	1 H	1 H	1 H					
2	1 H	4 H	3 H	2 H	1 H	1 H					
3	1 H	3 H	3 H	2 H	1 H	1 H					
4	1 H	2 H	2 H	3 H	1 H	0 H					
5	1 H	1 H	1 H	1 H	2 H	0 H					
6	1 H	1 H	1 H	0 H	0 H	0 H					

NOTE: The BB reduces Abs to 3.

3<sup>rd</sup> Roll

2 3

Reference the No  
strike outs (Star  
rating) table  
= HR (4 RBIs)

NO STRIKE OUTS											
	1	2	3	4	5	6					
STAR RATING HITTER *	HR	SGL	SGL	SGL	SGL	0					
1	HR	SGL	SGL	SGL	SGL	0					
2	SGL	HR	HR	HR	TPL	0					
3	SGL	HR	HR	DBL	DBL	0					
4	SGL	HR	DBL	HR	DBL	0					
5	SGL	TPL	DBL	DBL	HR	0					
6	0	0	0	0	0	0					

Houston Astros

AT

Boston Red Sox

GAME

Replay

DATE

Aug 15 2014

	1	2	3	4	5	6	7	8	9	OT
Houston Astros	0	3	4							
Boston Red Sox	1	0								

P	H	E
7	6	0
1	2	0

	SKILL	AB	H	RBI	HR	SO	BB	PP	
1	Robbie Grossman	4	4	0	0	0	2	0	1
2	Jose Altuve	10	4	3	3	1	0	0	4
3	Chris Carter	3*	3	3	4	1	0	1	8
4	Dexter Fowler	7							
5	Jason Castro	3							
6	Jon Singleton	0*							
7	Matt Dominguez	2							
8	Jake Marisnick	6							
9	Marwin Gonzalez	7							

	SKILL	AB	H	RBI	HR	SO	BB	PP	
1	Brock Holt	8	3	1	1	0	1	0	2
2	Dustin Pedroia	7	4	1	0	0	2	0	3
3	David Ortiz	6*							
4	Yoenis Cespedes	6							
5	Mike Napoli	5							
6	Xander Bogaerts	5							
7	Will Middlebrooks	0							
8	Jackie Bradley	0							
9	Christian Vazquez	5							

	SKILL	IP	H	ER	HR	SO	BB
S	Dallas Keuchel	9					
R	Jose Veras	6					
1	Tony Sipp	5					
1	Josh Fields	5					
1	Chad Qualls	5					

Pitcher Count

4 Hits or BBs with  
no run = 4PP

PITCHER COUNT	
1 PP (pitching Point) = 10 Pitches	
No HITS or BBs	1 PP
1 HIT or BB (no runs)	1 PP
1 HIT or BB ( and a run)	2 PP
2 HITS or BBs	2 PP
3 HITS or BBs	3 PP
4 HITS or BBs	4 PP



**Bottom of the Third.**  
Ortiz (6\*) v Keuchel (9)

Match up is **MINUS**

1<sup>st</sup> Roll

1 2

Result is 2 Strike outs.

HITTER - PITCHER MATCHUP = (MINUS)											
	1	2	3	4	5	6					
	SO	BB	SO	BB	SO	BB	SO	BB	SO	BB	SO
1	1	0	2	0	1	0	1	0	1	0	0
2	2	0	2	0	3	0	2	0	2	1	0
3	1	0	3	0	3	0	1	1	1	1	0
4	1	0	2	0	1	1	0	0	0	1	0
5	1	0	2	1	1	1	0	1	0	0	0
6	0	0	0	0	0	0	0	0	0	0	2

2<sup>nd</sup> Roll

6 3

Result is 0 Hits.

HITTER - PITCHER MATCHUP = (MINUS)											
	1	2	3	4	5	6					
	Hits	Hits	Hits	Hits	Hits	Hits					
1	1	H	1	H	1	H	1	H	1	H	0
2	1	H	2	H	1	H	1	H	1	H	0
3	1	H	1	H	1	H	1	H	1	H	0
4	1	H	1	H	1	H	1	H	0	H	0
5	1	H	1	H	1	H	0	H	0	H	0
6	0	H	0	H	0	H	0	H	0	H	0

3<sup>rd</sup> Roll

NA NA

With no Hits or BBs  
the Scoring roll is  
not required.

Houston Astros

AT

Boston Red Sox

GAME

Replay

DATE

Aug 15 2014

	1	2	3	4	5	6	7	8	9	OT		R	H	E
Houston Astros	0	3	4									7	6	0
Boston Red Sox	1	0	0									1	2	0

	SKILL	AB	H	RBI	HR	SO	BB	PP		SKILL	AB	H	RBI	HR	SO	BB	PP		
1	Robbie Grossman	4	4	0	0	0	2	0	1	1	Brock Holt	8	3	1	1	0	1	0	2
2	Jose Altuve	10	4	3	3	1	0	0	4	2	Dustin Pedroia	7	4	1	0	0	2	0	3
3	Chris Carter	3*	3	3	4	1	0	1	8	3	David Ortiz	6*	4	0	0	0	2	0	4
4	Dexter Fowler	7								4	Yoenis Cespedes	6							
5	Jason Castro	3								5	Mike Napoli	5							
6	Jon Singleton	0*								6	Mander Bogaerts	5							
7	Matt Dominguez	2								7	Will Middlebrooks	0							
8	Jake Marisnick	6								8	Jackie Bradley	0							
9	Marwin Gonzalez	7								9	Christian Vazquez	5							

	SKILL	IP	H	ER	HR	SO	BB		SKILL	IP	H	ER	HR	SO	BB
S	Dallas Keuchel	9							S	Clay Buchholz	1				
R	Jose Veras	6							R	Edward Mujica	5				
R	Tony Sipp	5							R	Tommy Layne	6				
R	Josh Fields	5							R	Burke	7				
C	Chad Qualls	5							C	Koji U					

Pitcher Count

0 Hits or BBs with  
no run = 1PP

PITCHER COUNT	
1 PP (pitching Point) = 10 Pitches	
No HITS or BBs	1 PP
1 HIT or BB (no runs)	1 PP
1 HIT or BB ( and a run)	2 PP
2 HITS or BBs	2 PP
3 HITS or BBs	3 PP
4 HITS or BBs	4 PP





1<sup>st</sup> Roll

3 4

Result is 1 Base on Balls.

HITTER - PITCHER MATCHUP = (PLUS)											
	1	2	3	4	5	6					
	SO	BB	SO	BB	SO	BB	SO	BB	SO	BB	SO
1	1	2	1	0	1	0	1	0	0	0	0
2	1	0	2	0	2	0	1	0	1	1	0
3	1	0	2	0	1	0	1	1	1	1	0
4	1	0	1	0	1	1	0	1	0	1	0
5	1	0	1	1	1	0	1	0	1	0	1
6	0	0	0	0	0	0	1	0	1	0	2

Houston Astros

AT

Boston Red Sox

GAME

Replay

DATE

Aug 15 2014

	1	2	3	4	5	6	7	8	9	OT
Houston Astros	0	3	4	1						
Boston Red Sox	1	0	0							

P	H	E
8	8	0
1	2	0

B	H	E
8	8	0
1	2	0

2<sup>nd</sup> Roll

5 5

Result is 2 Hits.

HITTER - PITCHER MATCHUP = (PLUS)											
	1	2	3	4	5	6					
	Hits	Hits	Hits	Hits	Hits	Hits					
1	1 H	1 H	1 H	1 H	1 H	1 H					
2	1 H	4 H	3 H	2 H	1 H	1 H					
3	1 H	3 H	3 H	2 H	1 H	1 H					
4	1 H	2 H	2 H	3 H	1 H	0 H					
5	1 H	1 H	1 H	1 H	2 H	0 H					
6	1 H	1 H	1 H	0 H	0 H	0 H					

NOTE: The BB reduces Abs to 3.

3<sup>rd</sup> Roll

4 1

Reference the 1 strike out table = Single (1 RBIs)

1 STRIKE OUT						
	1	2	3	4	5	6
1	HR	SGL	SGL	SGL	SGL	0
2	SGL	HR	SGL	SGL	0	0
3	SGL	SGL	HR	0	0	0
4	SGL	SGL	0	HR	0	0
5	SGL	0	0	0	HR	0
6	0	0	0	0	0	0

	SKILL	AB	H	RBI	HR	SO	BB	PP
1	Robbie Grossman	4	4	0	0	2	0	1
2	Jose Altuve	10	4	3	3	1	0	0
3	Chris Carter	3*	3	3	4	1	0	1
4	Dexter Fowler	7	3	2	1	0	1	1
5	Jason Castro	3						
6	Jon Singleton	0*						
7	Matt Dominguez	2						
8	Jake Marisnick	6						
9	Marwin Gonzalez	7						

	SKILL	IP	H	ER	HR	SO	BB
S	Dallas Keuchel	9					
R	Jose Veras	6					
R	Tony Sipp	5					
R	Josh Fields	5					
C	Chad Qualls	5					

Buchholz PP has reached 10 (100 pitches) and so needs to be replaced next inning.

**NEXT: we jump forward to the eight inning.**

4 5

	HIITER - PITCHER MATCHUP = (EVEN)					
	1	2	3	4	5	6
	SO BB	SO BB	SO BB	SO BB	SO BB	SO BB
1	1   1	0   0	1   0	1   0	1   0	0   0
2	1   0	2   0	2   0	2   0	2   1	0   0
3	1   0	2   0	3   0	1   1	1   1	0   0
4	1   0	2   0	1   1	0   1	0   1	0   0
5	1   0	2   1	1   0	0   1	0   1	0   0
6	0   0	0   0	0   0	0   0	0   0	0   0

6 1

HITTER - PITCHER MATCHUP = (EVEN)						
	1	2	3	4	5	6
	Hits	Hits	Hits	Hits	Hits	Hits
1	1 H	1 H	1 H	1 H	1 H	0 H
2	1 H	3 H	2 H	2 H	1 H	0 H
3	1 H	2 H	2 H	2 H	1 H	0 H
4	1 H	2 H	2 H	1 H	1 H	0 H
5	1 H	1 H	1 H	1 H	1 H	0 H
6	0 H	0 H	0 H	0 H	0 H	0 H

BASE ON BALLS (NO HITS)						
	1	2	3	4	5	6
1	E	E	E	E	E	E
2	E	E	E	E	E	E
3	E	E	0	0	0	0
4	E	E	0	0	0	0
5	E	E	0	0	0	0
6	E	E	0	0	0	0

No RBI or ER Awarded



BoxScore  
DiceSports.com

Houston Astros	AT	Boston Red Sox	GAME	Replay	DATE	Aug 15 2014				
	1	2	3	4	5	6	7	8	9	OT
Houston Astros	0	3	4	1	0	1	0	1		
Boston Red Sox	1	0	0	1	0	0	1			

		SKILL	AB	H	RBI	HR	SO	BB	PP			SKILL	AB	H	RBI	HR	SO	BB	PP
1	Robbie Grossman	4	4	0	0	0	2	0	1	1	Brock Holt	8	3	1	1	0	0	1	2
2	Jose Altuve	10	4	3	3	1	0	0	4	2	Dustin Pedroia	7	4	1	0	0	2	0	3
3	Chris Carter	3*	3	3	4	1	0	1	8	3	David Ortiz	6*	4	0	0	0	2	0	4
4	Dexter Fowler	7	3	2	1	0	1	1	#	4	Yoenis Cespedes	6	4	1	1	1	2	0	6
5	Jason Castro	3	4	1	0	0	3	0	1	5	Mike Napoli	5	4	2	0	0	1	0	1
6	Jon Singleton	0*	4	1	1	1	0	0	#	6	Xander Bogaerts	5	4	0	0	0	0	0	8
7	Matt Dominguez	2	4	1	0	0	0	0	1	7	Will Middlebrooks	0	4	1	1	0	0	0	#
8	Jake Marisnick	6	3	0	E	0	0	1	#	8	Jackie Bradley	0							
9	Marwin Gonzalez	7								9	Christian Vazquez	5							

		SKILL	IP	H	ER	HR	SO	BB			SKILL	IP	H	ER	HR	SO	BB
S	Dallas Keuchel	9	7	6	3	1	8	0	S	Clay Buchholz	1	4	8	8	2	3	2
R	Jose Veras	6							R	Edward Mujica	5	2	2	1	1	3	0
R	Tony Sipp	5							R	Tommy Layne	6	2	1	0	0	0	1
R	Josh Fields	5							R	Burke Badenhop	7						
C	Chad Qualls	5							C	Koji Uehara	7						

[www.BoxScoreDiceSports.com](http://www.BoxScoreDiceSports.com)

The Red Sox are given 1 error and no ER or RBI is awarded



Houston Astros

AT

Boston Red Sox

GAME

Replay

DATE

Aug 15 2014

This quick start guide has shown you the basic flow of the game so you can begin playing the game yourself.

BUT, what happens when the game is tied after 9?

Next we will see how the overtime (OT) inning works.

	1	2	3	4	5	6	7	8	9	OT
HOME										
AWAY										
Houston Astros	0	3	4	1	0	1	0	1	1	
Boston Red Sox	1	0	0	1	0	0	1	0	0	

R	H	E
11	13	0
3	9	1

		SKILL	AB	H	RBI	HR	SO	BB	PP
1	Robbie Grossman	4	4	0	0	0	2	0	1
2	Jose Altuve	10	4	3	3	1	0	0	4
3	Chris Carter	3*	3	3	4	1	0	1	8
4	Dexter Fowler	7	3	2	1	0	1	1	#
5	Jason Castro	3	4	1	0	0	3	0	1
6	Jon Singleton	0*	4	1	1	1	0	0	#
7	Matt Dominguez	2	4	1	0	0	0	0	1
8	Jake Marisnick	6	3	0	E	0	0	1	#
9	Marwin Gonzalez	7	4	2	1	0	2	0	

		SKILL	AB	H	RBI	HR	SO	BB	PP
1	Brock Holt	8	3	1	1	0	0	1	2
2	Dustin Pedroia	7	4	1	0	0	2	0	3
3	David Ortiz	6*	4	0	0	0	2	0	4
4	Yoenis Cespedes	6	4	1	1	1	2	0	6
5	Mike Napoli	5	4	2	0	0	1	0	7
6	Xander Bogaerts	5	4	0	0	0	0	0	8
7	Will Middlebrooks	0	4	1	1	0	0	0	#
8	Jackie Bradley	0	4	1	0	0	0	0	1
9	Christian Vazquez	5	4	2	0	0	1	0	

		SKILL	IP	H	ER	HR	SO	BB	
S	Dallas Keuchel	9	7	6	3	1	8	0	
R	Jose Veras	6	1	1	0	0	0	0	
R	Tony Sipp	5							
R	Josh Fields	5							
C	Chad Qualls	5	1	2	0	0	1	0	

		SKILL	IP	H	ER	HR	SO	BB	
S	Clay Buchholz	1	4	8	8	2	3	2	
R	Edward Mujica	5	2	2	1	1	3	0	
R	Tommy Layne	6	2	1	0	0	0	1	
R	Burke Badenhop	7	1	2	1	0	2	0	
C	Koji Uehara	7							



Here is an alternative result that leaves the teams tied.

When a game is tied, the tie breaker inning (OT) is decided using LOBs (Left on Base) and Errors.

Each team takes turns rolling 1 dice against the Base on Balls Scoring table.

If only one team has LOBs, they automatically win with a 1 run on error.

In this example, the Astros have 13 LOBs and the Red Sox have 7 LOBs.

Each team has a turn rolling to score each round.

If both teams score, they cancel each other out and must try again. If this continues for 7 rounds the Astros automatically win as the Red Sox will have used all their LOBs.

When one team scores and the other fails to score the scoring team wins in OT.

When a team scores. It is counted as an Error Run, the only other stat added is 1 extra inning for each pitcher.

*\*If both teams have equal (or no) LOBs, then you must keep rolling indefinitely until there is a winner.*



## Inning Baseball 2.0

Houston Astros

AT

Boston Red Sox

GAME

Replay

DATE

Aug 15 2014

	1	2	3	4	5	6	7	8	9	OT		R	H	E
Houston Astros	0	0	0	1	0	1	0	1	0			3	13	0
Boston Red Sox	1	0	0	1	0	0	1	0	0			3	9	1

		SKILL	AB	H	RBI	HR	SO	BB	PP
1	Robbie Grossman	4	4	0	0	0	2	0	1
2	Jose Altuve	10	4	3	0	0	0	0	4
3	Chris Carter	3*	3	3	0	0	0	1	8
4	Dexter Fowler	7	3	2	1	0	1	1	#
5	Jason Castro	3	4	1	0	0	3	0	1
6	Jon Singleton	0*	4	1	1	1	0	0	#
7	Matt Dominguez	2	4	1	0	0	0	0	1
8	Jake Marisnick	6	3	0	E	0	0	1	#
9	Marwin Gonzalez	7	4	2	0	0	2	0	

		SKILL	AB	H	RBI	HR	SO	BB	PP
1	Brock Holt	8	3	1	1	0	0	1	2
2	Dustin Pedroia	7	4	1	0	0	2	0	3
3	David Ortiz	6*	4	0	0	0	2	0	4
4	Yoenis Cespedes	6	4	1	1	1	2	0	6
5	Mike Napoli	5	4	2	0	0	1	0	7
6	Xander Bogaerts	5	4	0	0	0	0	0	8
7	Will Middlebrooks	0	4	1	1	0	0	0	#
8	Jackie Bradley	0	4	1	0	0	0	0	1
9	Christian Vazquez	5	4	2	0	0	1	0	



## Inning Baseball 2.0

Houston Astros	AT	Boston Red Sox	GAME	Replay	DATE	Aug 15 2014
----------------	----	----------------	------	--------	------	-------------

	1	2	3	4	5	6	7	8	9	OT	R	H	E
AWAY Houston Astros	0	0	0	1	0	1	0	0	1		3	13	0
HOME Boston Red Sox	1	0	0	1	0	0	1	0	0		3	9	1

	SKILL	AB	H	RBI	HR	SO	BB	PP
1 Robbie Grossman	4	4	0	0	0	2	0	1
2 Jose Altuve	10	4	3	0	0	0	0	4
3 Chris Carter	3*	3	3	0	0	0	1	8
4 Dexter Fowler	7	3	2	1	0	1	1	#
5 Jason Castro	3	4	1	0	0	3	0	1
6 Jon Singleton	0*	4	1	1	1	0	0	#
7 Matt Dominguez	2	4	1	0	0	0	0	1
8 Jake Marisnick	6	3	0	E	0	0	1	#
9 Marwin Gonzalez	7	4	2	0	0	2	0	

	SKILL	AB	H	RBI	HR	SO	BB	PP
1 Brock Holt	8	3	1	1	0	0	1	2
2 Dustin Pedroia	7	4	1	0	0	2	0	3
3 David Ortiz	6*	4	0	0	0	2	0	4
4 Yoenis Cespedes	6	4	1	1	1	2	0	6
5 Mike Napoli	5	4	2	0	0	1	0	7
6 Xander Bogaerts	5	4	0	0	0	0	0	8
7 Will Middlebrooks	0	4	1	1	0	0	0	#
8 Jackie Bradley	0	4	1	0	0	0	0	1
9 Christian Vazquez	5	4	2	0	0	1	0	

BASE ON BALLS (NO HITS)						
	1	2	3	4	5	6
1	E	E	E	E	E	E
2	E	E	E	E	E	E
3	E	E	0	0	0	0
4	E	E	0	0	0	0
5	E	E	0	0	0	0
6	E	E	0	0	0	0

No RBI or ER Awarded

Team Dice Result  
Astros 1 1 Potential Winning Run

Sox 2 3 Cancels Astros Run

LOBS LEFT: Astros 12, Sox 6

Team Dice Result  
Astros 6 5 No score

Sox 3 4 No score

LOBS LEFT: Astros 11, Sox 5

Team Dice Result  
Astros 2 2 Potential Winning Run

Sox 2 6 Cancels Astros Run

LOBS LEFT: Astros 10, Sox 4

Team Dice Result  
Astros 3 1 Potential Winning Run

Sox 4 5 No score

Astros win!